

RETRO FENCE

FENCE DESCRIPTION



Detail


RETRO fence is made on the base of steel tubes ended with decorative aluminum spikes or plastic plugs and cold bent steel channel sections. Spans made this way can be a filling of (in) gates and wickets of all kind. They have the already known shape of **MOUNTAIN**, **VALLEY** or a **SLOPE**. The

posts are closed square sections. This type of fence especially suits private property and antique buildings. It can also be put into composition with a surrounding of every building - choosing the appropriate colour and method of workmanship as well as a filling between earlier built stone posts.




Fence


TYPE




RETRO



MOUNTAIN

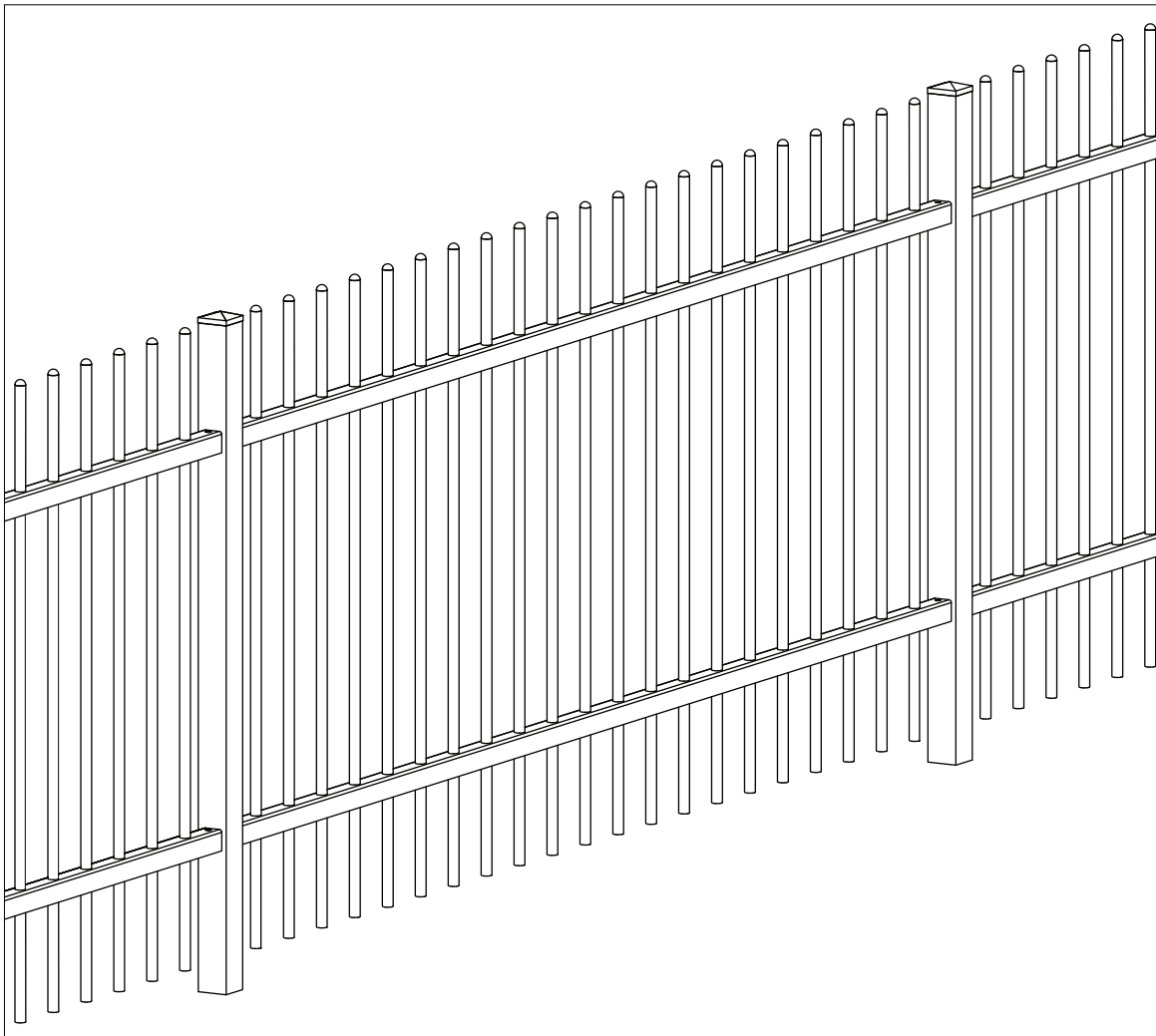


VALLEY



SLOPE

VIEW OF THE RETRO FENCE TYPE



Variants of Realization

REALIZATIONS:

- *RETRO*,
- *MOUNTAIN*,
- *VALLEY*,
- *SLOPE*.

OPTIONS:

- decorative spike,
- plastic cover plate,
- full stone concrete foundation,
- stone posts,
- steel posts.